

## T8 LED Tube Light

---



### Product Features

---

- Contains no harmful ingredients like mercury
- Save power up to 80% than traditional linear luminaires
- Up to 5x Longer life than T8 fluorescent tubes
- Replacement for existing linear fluorescent fixtures
- Easy to install and no maintenance for years
- Instant start, no noise and no harmful for our eyes
- Suitable for cold temperature environments

### Specifications

---

Overall Dimensions: 2ft(600mm), 3ft(900mm), 4ft(1200mm), 5ft(1500mm) version available

Connection: Medium BI-PIN with 90° rotation option, direct retrofit of T8 Lamp

Dimming: NOT dimmable

Input Voltage: AC95-264V / 50-60Hz

Power Factor:  $\geq 0.9$

Appearance: Milky Frosted / Clear

Available Color: Daylight 4000K, Sunlight 5500K, Cool White 6500K

Beam Angle: Frosted  $180 \pm 5$  Degrees / Clear  $120 \pm 5$  Degrees

Socket Type: G13

Material: PC + Aluminum

Operating Temperature:  $-20^{\circ}\text{C}$  to  $+60^{\circ}\text{C}$

Storage Temperature:  $-20^{\circ}\text{C}$  to  $+60^{\circ}\text{C}$

Lifespan: 50,000 Hours

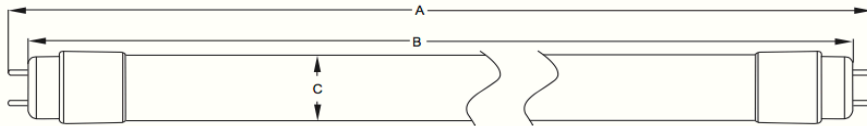
## Applications

- Office
- Parking
- Marketplace

- Storage
- School
- Hospital

- Hotel
- Restaurant
- Transport facility

## Product Dimension



Product Item	A	B	C
LU-T80610W (600mm)	602mm	588mm	26mm
LU-T80915W (900mm)	908mm	894mm	26mm
LU-T81218W (1200mm)	1212mm	1198mm	26mm
LU-T81525W (1500mm)	1512mm	1498mm	26mm

	Product Item	Product Code	Length (MM)	Power (W)	Lumens	Color Temp	Appearance	Equal Power(W) of Conventional T8 Fluorescent
LED T8 Tube Light	LU-T80610W	01.0011.8061066	600	10	850	Cool White 6500K	Frosted	18
		01.0011.8061064	600	10	800	Daylight 4000K	Frosted	18
		01.0011.8061036	600	10	880	Cool White 6500K	Clear	18
		01.0011.8061034	600	10	825	Daylight 4000K	Clear	18
	LU-T80915W	01.0011.8091566	900	15	1350	Cool White 6500K	Frosted	33
		01.0011.8091565	900	15	1300	Sunlight 5500K	Frosted	33
		01.0011.8091664	900	15	1250	Daylight 4000K	Frosted	33
		01.0011.8091536	900	15	1400	Cool White 6500K	Clear	33
		01.0011.8091535	900	15	1350	Sunlight 5500K	Clear	33
		01.0011.8091534	900	15	1300	Daylight 4000K	Clear	33
	LU-T81218W	01.0011.8121866	1200	18	1900	Cool White 6500K	Frosted	36
		01.0011.8121865	1200	18	1850	Sunlight 5500K	Frosted	36
		01.0011.8121864	1200	18	1800	Daylight 4000K	Frosted	36
		01.0011.8121836	1200	18	1950	Cool White 6500K	Clear	36
		01.0011.8121835	1200	18	1900	Sunlight 5500K	Clear	36
		01.0011.8121834	1200	18	1850	Daylight 4000K	Clear	36
	LU-T81525W	01.0011.8152566	1500	25	2350	Cool White 6500K	Frosted	58
		01.0011.8152565	1500	25	2300	Sunlight 5500K	Frosted	58
		01.0011.8152564	1500	25	2250	Daylight 4000K	Frosted	58
		01.0011.8152536	1500	25	2400	Cool White 6500K	Clear	58





# LIGHTUP

## LED TUBE LIGHT

Linear Fluorescent Retrofit Lamp


### Simple Installation Guide

#### For replacing Electronic ballast fluorescent tubes



1. Turn off the power
2. Take off the ballast & take off fluorescent tube
3. Install LED Tube
4. Turn on the power

#### For replacing Induction ballast fluorescent tubes



1. Turn off the power
2. Take off the ballast, starter & take off fluorescent tube
3. Connect the wires
4. Install LED Tube
5. Turn on the power